

Hub Carrier, Replace

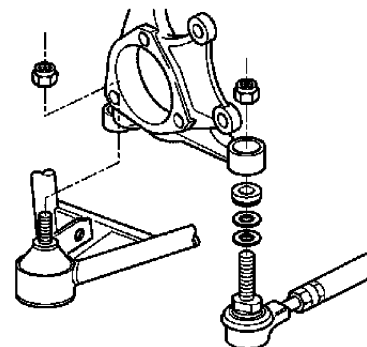


Remove, Disconnect

Wheel bearing assembly from hub carrier - see operation "Wheel Bearing Assembly, Remove and Install".

Lower wishbone from hub carrier - nut; use suitable ball joint remover.

Track control rod from hub carrier - nut.



T 9366



Remove, Disconnect

Harness connector from wheel speed sensor.

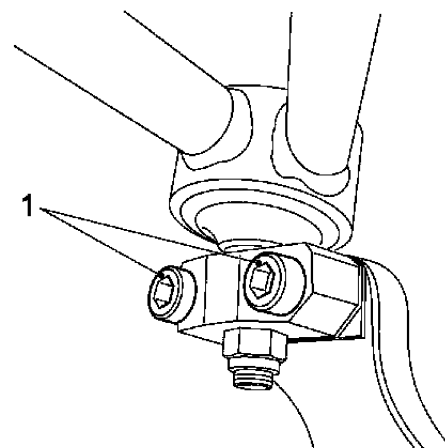
Hub carrier from upper ball joint carrier - bolts (1); retain camber shims.



Install, Connect

Hub carrier to upper ball joint carrier - shims, bolts 45 Nm.

Harness connector to wheel speed sensor.



T 9726



Install, Connect

Track control rod to hub carrier - nut.

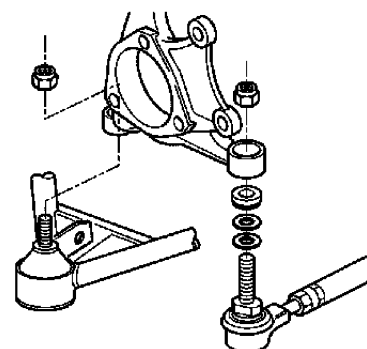
Lower wishbone to hub carrier - nut.

Wheel bearing assembly to hub carrier - see operation "Wheel Bearing Assembly, Remove and Install".



Measure

Camber - see operation "Camber, Adjust".



T 9366